

—

Room air conditioners

Cooling & Heating



What is

new

Our vision is

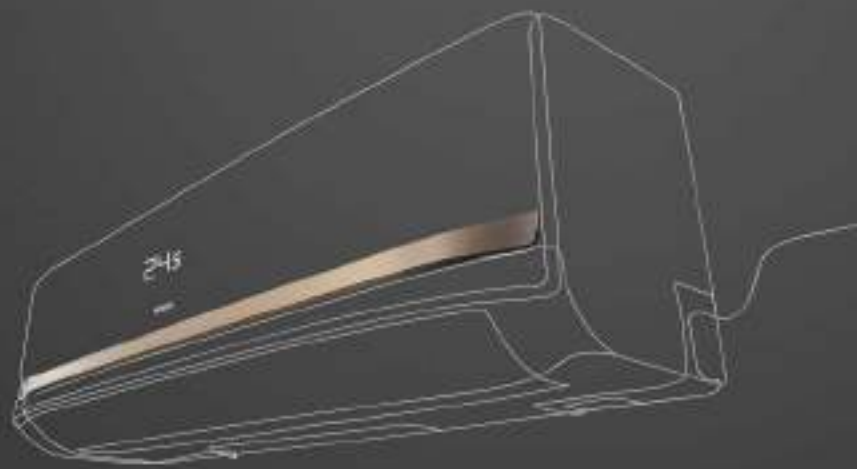
Global

Innovation from

Japan

—
The fifth dimension

Introducing divine
architecture



Feels the best

air is nothing short of extraordinary.

It's all around us and it enables life.

It changes from time to time—sometimes cool,
sometimes warm, but is always in sync
with our surroundings.

It infuses life into the place we call home
and we adore it like no other.



NEW **airHome**
series




X pandable⁺



❄️ **112%**
Cooling capacity**



Built-in



Images are for representation purpose only.
The Xpandable function works by just pressing the powerful mode button on the remote. IDU fan speed will be either Auto / Super High / High during Xpandable⁺ operation.
** Capacity varies from model to model. The data mentioned above is for 1.5 TR 5 star unit. Based on internal testing at rated specifications.

Hitachi Heavy Duty Air Conditioner

SUMO 相撲



Bigger
Bolder
Better

iceClean



Self Clean Technology
Dust → Freeze → Clean



EEV Precision Cool Technology



OCTA Sensor



airCloud Go



4-Way Swing



Dual Louver



Energy Tracker
Smart Home Ready


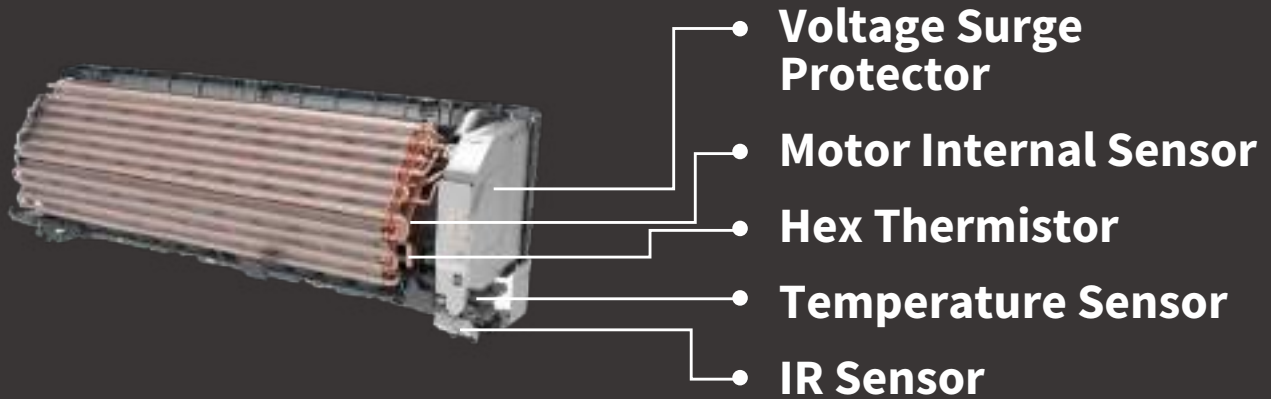


Xpandable+



24m
Long Air Throw*

100% Octa Sensor



Hitachi air conditioner's new Octa Sensor technology comes with 8 sensors that work together to ensure precise control and reliable operation of the air conditioner.

Consumer Benefits:



Optimum Cooling Operation

Ambient Sensors located in IDU and ODU adjusts the unit performance to deliver optimal cooling at all times.



Reliable Operation

Sensors actively monitor several parameters to protect the unit against voltage surge, fluctuations and other abnormalities.



Safe Operation

Sensors installed on the motors, compressor & PCB ensures safe operations of the air conditioner at all times.

Hybrid Convertible Technology

The ultimate in comfort and efficiency



Hybrid Convertible

Auto control for ease, manual control when you need it

Auto Convertible

Using inbuilt sensors, Hitachi ACs adjust the cooling and fan speed automatically to deliver comfortable cooling while saving energy.

Benefits:

Energy Saving: Uses less power by avoiding unnecessary cooling.

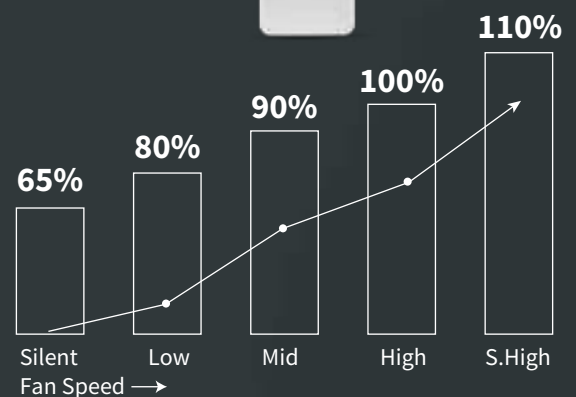
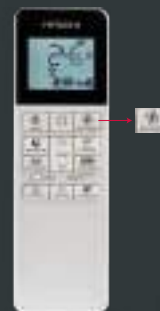
Improved Comfort: Keeps the indoor environment more stable and pleasant.

Adaptability: Ideal for spaces where occupancy or heat load change frequently.

Extended Compressor Life: Reduces strain on the compressor, helping it last longer.

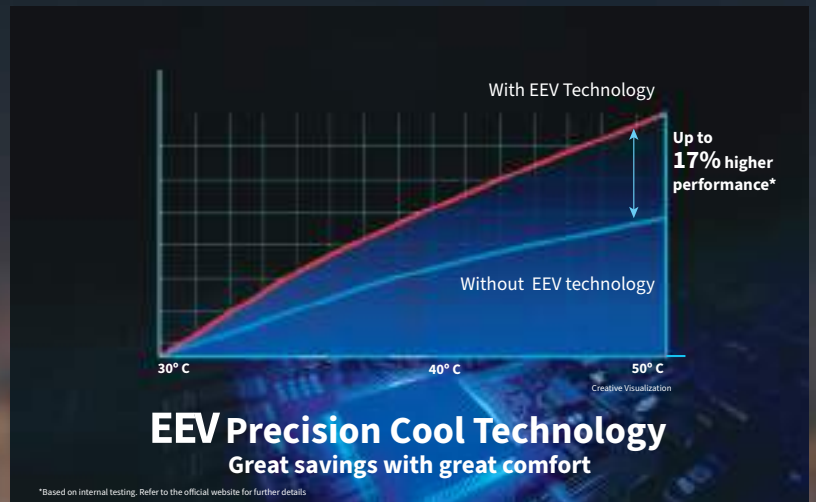
Manual Convertible

Hitachi AC offers a manual convertible feature that enables you to set the cooling capacity manually via the remote.



Note: Cooling capacity shown above for model no. RAS.V322PCD1ST. The capacity varies from model to model, the data shared is as per internal test conditions.

EEV Precision Cool Technology



Hitachi air conditioner's EEV Precision Cool Technology actively monitors your room's cooling demands and precisely adjusts refrigerant flow to deliver up to 17%* higher performance at high outdoor conditions.



Upto 17%* higher performance at high outdoor conditions.




Precise adjustment of refrigerant flow for superior comfort and safe operation of air conditioner.



Faster response to cooling demand changes compared to conventional air conditioner.



24m
Long air throw*

 Faster Cooling

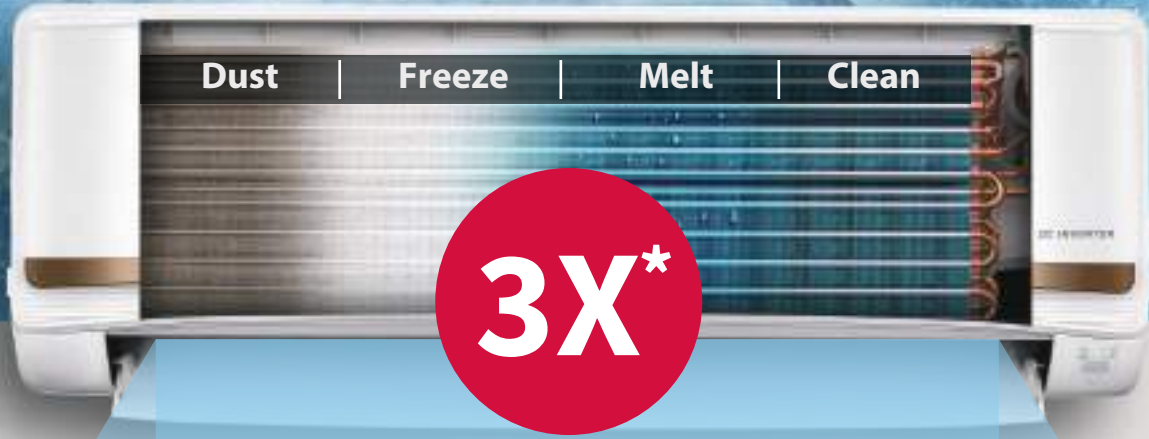
 Less Energy Consumption

*Airflow distance will vary according to fan speed setting, environmental factors, and model capacity. Claim refers to 1050 mm chassis at fan speed of 1200 rpm creating an air velocity of 0.15 m/s or more according to anemometer tests. Air flow range for long air throw will vary as per chassis/ tonnage, 24m in 1050 mm, 18m in 950 mm & 10m in 780 mm in fan mode. Air distribution will vary according to AC placement, furniture layout, obstructions and other factors. The image is for illustration purpose only.

ice Clean

Powered by FrostWash Technology

Cool



better at maintaining airflow performance

Clean

Viruses¹



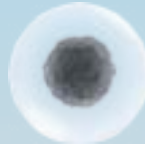
99.0%
removal

Bacteria²



99.0%
removal

Mold³



95.0%
removal

Comfort

Comfort is a special feeling



1/2/3 Tested by Kitasato Research Center of Environmental Science. Test No. 2020_0650.

Test model: RAS-X22K Reduction effects of virus/bacteria/mold was observed by operating FrostWash™ once.

For 3X better at maintaining airflow data, two identical units were tested for comparison; with and without FrostWash. Test chamber simulated approx. 2 years of dust and oil build up which may be experienced in a typical home environment. Airflow performance was tested before and after being in the chamber. Unit without FrostWash experienced an 18% drop in airflow performance. Unit with FrostWash experienced only 6% performance drop. Tested at Bosch Home Comfort Japan (Tochigi factory), Japan Nov/Dec 2021.

*T&C apply. Bosch Home Comfort India internal result.

airCloud Go

Wi-Fi enabled AC



airCloud Go
Mobile App*

Voice Command
Google Home and Amazon Alexa



Voice Controlled
Through Assistant

Smart Fencing



Energy Tracker
Smart Home Ready
Monitors the usage pattern
and set power consumption
alerts

Features in the Wi-Fi App are: On/Off, Operation Mode, Set Temperature Change, Fan Speed and Operation Status Notification.

*Hitachi recommends less than 20 air conditioner to be integrated in one app.

Remote control

NEW

- Iconic wave design
- Bigger screen & temperature display
- 0.5°C precision control
- Screen with backlight
- Can work up to 11m range*
- Nightglow buttons for more visibility



Iconic wave

Artistic curve on remote accentuates aesthetics for delightful AC control.

The remote type and features will vary from model to model. The above image is for representational purpose only.
*Upto 11m when in front of unit at angle 0° without any interference.

26 Reasons to buy

Hitachi Air Conditioners

01 SUMO

Heavy-Duty Inverter Series



Bigger unit, bigger suction area, and better draft for a better air experience.

02 EEV Precision Cool Technology



Upto 17%* higher performance at high outdoor conditions

03 Octa Sensor



Ensures precise temperature control and reliable operation of the air conditioner.

04 NanoTech Ultra Coating



Anticorrosive coating

05 Tropical Design



Hitachi ACs are designed to keep you cool and work efficiently up to 54°C.

06 airCloud Go* (In built Wi-Fi)



Smarter air control from anywhere with voice command or mobile device for your convenience.

07 Energy Tracker



Monitors the usage pattern and set power consumption alerts
Smart Home Ready

08 Smart Fencing



09 Long air throw



An air throw cooling larger spaces and reaching uniformly to every corner up to 24m.

10 ice Clean



Self Clean Technology
Dust → Freeze → Clean

11 Xpandable+




Hitachi air conditioner's Xpandable+ feature expands its capacity to adjust to load conditions. It cuts down the humidity level inside the room and achieves the set temperature faster.

12 Filter Clean Indicator



A unique alert reminds you to clean the filter at regular intervals, ensuring powerful cooling all the time.

13 Anti Bacterial Superfine mesh filter



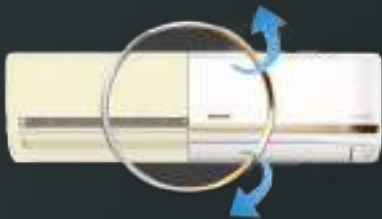
Hitachi air conditioner's unique Superfine mesh filter captures microdust particle and also offers hassle-free cleaning.

14 Quality Test

71
QUALITY TESTS*#

Have the benefit of a reliable product that passes all rigorous factory tests.

15 UV Protection



Long lasting Original colour

16 Dual Louver



Better air distribution, comfort and coverage

17 SmartView Display



18 Advance Remote



19 4-Way Swing



Better precision to disperse air to every nook and corner.

20 100% Cooling Capacity* even at 46°C



21 Warranty

5 YEARS ON CONTROLLER/PCB

10 YEARS ON COMPRESSOR

22 Odour-free air



Have uninterrupted airflow with the Auto coil dry technology that prevents odour and mold growth inside the AC.

23 100% Inner Grooved Copper Tube




Hitachi air conditioner's 100% inner grooved copper ensures faster cooling with its turbulent refrigerant flow, that enhances heat transfer rate.

24 Green Refrigerant

Green
REFRIGERANT

Hitachi ACs are eco-friendly units equipped with R32 & R410A pre-charged refrigerant.

25 Silent air



Ensure air-cutting noise reduction with Wave Blade Design Technology.

26 Hybrid Convertible



Product Portfolio

One for everyone

Split AC Inverter Series

iZen | 怡然

3 Star Series



Yoshi | よし

5 Star Series



iKasu | いかす

5 & 3 Star Series



Toushi* | 闘士

5 & 3 Star Series



izen

4 & 3 Star Hot & Cold Inverter Series



Split AC Fixed Speed Series



Senpai | 先輩

2 Star Series



Window AC Range



Shizuka | 静か

Inverter Series

3 & 5 Star Series



Kaze Plus | 風

Fixed Speed Series

3 Star Series






Remote Control











Sumo | 相撲 Series Heavy duty performance, for cooling in harsh summers



Inverter Available in:

-  7 kW | 3 Star
-  5.4 kW | 3 Star
-  5.4 kW | 5 Star

- 
100% Inner Grooved Copper Tube
- 
My Mode
- 
Odour Free air
- 
Silent air
- 
Tropical Design
- 
Stabilizer-Free Operation*
- 
Filter Clean Indicator
- 
On/Off timer with advanced start up

Warranty*

10 Years
Compressor

5 Years
PCB/Controller

Key Features

Hybrid Convertible



Auto control for ease, manual control when you need it

Voice Command



Smarter air control from anywhere with voice command or mobile device for your convenience

Energy Tracker



Energy Tracker Smart home ready

Dual louver



Better air distribution, comfort and coverage

Smart View Display



Precise Control Easy Diagnosis

EEV Precision Cool Technology



Improved performance at higher outdoor conditions.

Series		SUMO 5700XXL	SUMO 3700XXL	SUMO 3700XXL
Model Number	Set	RAS.Y519PCDISL	RAS.Y319PCDISL	RAS.Y324PCDISL
	ODU	RAC.519WCDIE	RAC.319WCDIE	RAC.324WCDIE
Star Rating		5	3	3
ISEER Rating		5.6	4.7	4.3
Rated Capacity (Watt)		5400	5450	7032
Max. Capacity (Watt)		6000	6000	7400
Annual Power Consumption (As per BEE Norms)	(kWh)	746.28	897.16	1265.6
Dimensions (WxHxD) (mm)	Indoor	1050 x 294 x 255	1050 x 294 x 255	1050 x 294 x 255
	Outdoor	930 x 680 x 335	750 x 550 x 290	800 x 640 x 298

iZen | 怡然 Series Cool Comfort, Smart Savings



Inverter Available in:



4.9 kW | 3 Star



100% Inner Grooved Copper Tube



Odour Free air



Silent air



Tropical Design



Stabilizer-Free Operation*



Filter Clean Indicator



On/Off timer with advanced start up

Warranty*

10

Years

Compressor

5

Years

PCB/Controller

Key Features

Energy Tracker



Energy Tracker
Smart home ready

Smart View Display



Precise Control
Easy Diagnosis

Xpandable+



Xpand your comfort

EEV Precision Cool Technology



Improved performance at higher outdoor conditions.

Voice Command



Smarter air control from anywhere with voice command or mobile device for your convenience

OCTA Sensor



Reliable Performance

Series		IZEN 3600WTXL
Model Number	Set	RAS.D318PCD3SM
	ODU	RAC.318WCDIE5
Star Rating		3
ISEER Rating		4.3
Rated Capacity (Watt)		4900
Max. Capacity (Watt)		5100
Annual Power Consumption (As per BEE Norms) (kWh)		881.80
Dimensions (WxHxD) (mm)	Indoor	950 x 294 x 235
	Outdoor	750 x 550 x 290

iZen | 怡然 Series Cool Comfort, Smart Savings



Inverter Available in:

4.9 kW | 3 Star

6.3 kW | 3 Star

- 100% Inner Grooved Copper Tube
- Odour Free air
- Silent air
- Tropical Design
- Stabilizer-Free Operation*
- Filter Clean Indicator
- On/Off timer with advanced start up

Warranty*

10 Years Compressor

5 Years PCB/Controller

Key Features

Xpandable+



Xpand your comfort

Smart View Display



Precise Control
Easy Diagnosis

4-Way Swing



Better Precision to disperse air to every nook and corner

EEV Precision Cool Technology



Improved performance at higher outdoor conditions.

Ice Clean



Self Clean Technology

OCTA Sensor



Reliable Performance

Series		IZEN 3500STXL	IZEN 3500STXL
Model Number	Set	RAS.D318PCD3ST	RAS.V322PCDIST
	ODU	RAC.318WCDIE5	RAC.322WCDIE
Star Rating		3	3
ISEER Rating		4.3	4.3
Rated Capacity (Watt)		4900	6340
Max. Capacity (Watt)		5100	6850
Annual Power Consumption (As per BEE Norms) (kWh)		881.8	1140.91
Dimensions (WxHxD) (mm)	Indoor	950 x 294 x 235	950 x 294 x 235
	Outdoor	750 x 550 x 290	800 x 640 x 298

iZen | 怡然 Series Cool Comfort, Smart Savings



Inverter
Available in:



3.5 kW | 3 Star



100% Inner Grooved Copper Tube



Odour Free air



Silent air



Tropical Design



Stabilizer-Free Operation*



Filter Clean Indicator



On/Off timer with advanced start up

Warranty*

10
Years


Compressor

5
Years

PCB/
Controller

Key Features

Anti Bacterial Superfine mesh filter



Hitachi air conditioner's unique Superfine mesh filter captures microdust particle and also offers hassle-free cleaning.

Xpandable+



Xpand your comfort

4-Way Swing



Better Precision to disperse air to every nook and corner

EEV Precision Cool Technology



Improved performance at higher outdoor conditions.

Ice Clean



Self Clean Technology

OCTA Sensor



Reliable Performance

Series		IZEN 3400SXL
Model Number	Set	RAS.G312PCDISS
	ODU	RAC.312WCDIE
Star Rating		3
ISEER Rating		4.3
Rated Capacity (Watt)		3516
Max. Capacity (Watt)		3850
Annual Power Consumption (As per BEE Norms) (kWh)		632.61
Dimensions (WxHxD) (mm)	Indoor	780 x 280 x 227
	Outdoor	750 x 550 x 290

Yoshi | よし Series Built-in wifi, smart home ready



Inverter
Available in:



5 kW | 5 Star



100% Inner Grooved Copper Tube



Odour Free air



Silent air



Tropical Design



Stabilizer-Free Operation*



Filter Clean Indicator



On/Off timer with advanced start up

Warranty*

10
Years

Compressor

5
Years

PCB/
Controller

Key Features

Voice Command



Smarter air control from anywhere with voice command or mobile device for your convenience

EEV Precision Cool Technology



Improved performance at higher outdoor conditions.

Energy Tracker



Energy Tracker
Smart home ready

OCTA Sensor



Reliable
Performance

Hybrid Convertible



Auto control for ease, manual control when you need it

Smart View Display



Precise Control
Easy Diagnosis

Series		YOSHI 5600WTXL
Model Number	Set	RAS.X518PCDISM1
	ODU	RAC.518WCDIE
Star Rating		5
ISEER Rating		5.6
Rated Capacity (Watt)		5000
Max. Capacity (Watt)		5600
Annual Power Consumption (As per BEE Norms) (kWh)		690.72
Dimensions (WxHxD) (mm)	Indoor	1050 x 294 x 255
	Outdoor	800 x 640 x 298

Yoshi | よし Series Top tier energy efficiency, unmatched comfort



Inverter
Available in:

3.5 kW | 5 Star

5 kW | 5 Star

- 100% Inner Grooved Copper Tube
- Odour Free air
- Silent air
- Tropical Design
- Stabilizer-Free Operation*
- Filter Clean Indicator
- On/Off timer with advanced start up

Warranty*

10 Years Compressor

5 Years PCB/Controller

Key Features

Hybrid Convertible



Auto control for ease, manual control when you need it

Smart View Display



Precise Control
Easy Diagnosis

4-Way Swing



Better Precision to disperse air to every nook and corner

EEV Precision Cool Technology



Improved performance at higher outdoor conditions.

Long air throw*¹



An air throw cooling larger spaces and reaching uniformly every corner up to 24m.

OCTA Sensor



Reliable Performance

Series		YOSHI 5500STXL	YOSHI 5500STXL	YOSHI 5500STXL
Model Number	Set	RAS.V512PCDIST	RAS.V518PCDIST	RAS.V518PCDIST1
	ODU	RAC.512WCDIE	RAC.518WCDIE	RAC.518WCDIE1
Star Rating		5	5	5
ISEER Rating		5.6	5.6	5.6
Rated Capacity (Watt)		3516	5000	5000
Max. Capacity (Watt)		3850	5600	5600
Annual Power Consumption (As per BEE Norms) (kWh)		485.8	690.72	690.72
Dimensions (WxHxD) (mm)	Indoor	780 x 280 x 227	1050 x 294 x 255	1050 x 294 x 255
	Outdoor	750 x 550 x 290	800 x 640 x 298	800 x 640 x 298

Toushi+ | 闘士 Series Top tier energy efficiency, unmatched comfort



Inverter
Available in:



4.9 kW | 3 Star



100% Inner Grooved Copper Tube



Odour Free air



Silent air



Tropical Design



Stabilizer-Free Operation*



Filter Clean Indicator



On/Off timer with advanced start up

Warranty*

10
Years

Compressor

5
Years

PCB/
Controller

Key Features

Voice Command



Smarter air control from anywhere with voice command or mobile device for your convenience

EEV Precision Cool Technology



Improved performance at higher outdoor conditions.

Energy Tracker



Energy Tracker Smart home ready

OCTA Sensor



Reliable Performance

Hybrid Convertible



Auto control for ease, manual control when you need it

Smart View Display



Precise Control Easy Diagnosis

Series		TOUSHI 3600WTXL
Model Number	Set	RAS.D318PCD3BM1
	ODU	RAC.318WCDIE5
Star Rating		3
ISEER Rating		4.3
Rated Capacity (Watt)		4900
Max. Capacity (Watt)		5100
Annual Power Consumption (As per BEE Norms) (kWh)		881.8
Dimensions (WxHxD) (mm)	Indoor	950 x 294 x 230
	Outdoor	750 x 550 x 290








Toushi+ | 闘士 Series Cool Comfort, Smart Savings



Inverter
Available in:



4.9 kW | 3 Star

- 
100% Inner Grooved Copper Tube
- 
Odour Free air
- 
Silent air
- 
Tropical Design
- 
Stabilizer-Free Operation*
- 
Filter Clean Indicator
- 
On/Off timer with advanced start up

Warranty*

10
Years

Compressor

5
Years

PCB/
Controller


Key Features

Xpandable+



Xpand your comfort

Anti Bacterial Superfine mesh filter



Hitachi air conditioner's unique Superfine mesh filter captures microdust particle and also offers hassle-free cleaning.

4-Way Swing



Better Precision to disperse air to every nook and corner

EEV Precision Cool Technology



Improved performance at higher outdoor conditions.

Ice Clean



Self Clean Technology

OCTA Sensor



Reliable Performance

Series		TOUSHI PLUS 3500STXL
Model Number	Set	RAS.D318PCD3BT1
	ODU	RAC.318WCDIE5
Star Rating		3
ISEER Rating		4.3
Rated Capacity (Watt)		4900
Max. Capacity (Watt)		5100
Annual Power Consumptio (As per BEE Norms) (kWh)		881.8
Dimensions (WxHxD) (mm)	IDU	950 x 294 x 230
	ODU	750 x 550 x 290

Toushi & Toushi+ | 闘士 Series

Top tier energy efficiency, unmatched comfort



Inverter Available in:



5 kW | 5 Star



100% Inner Grooved Copper Tube



Odour Free air



Silent air



Tropical Design



Stabilizer-Free Operation*



Filter Clean Indicator



On/Off timer with advanced start up

Warranty*

10 Years

Compressor

5 Years

PCB/Controller

Key Features

Hybrid Convertible



Auto control for ease, manual control when you need it

Smart View Display



Precise Control
Easy Diagnosis

4-Way Swing



Better Precision to disperse air to every nook and corner

EEV Precision Cool Technology



Improved performance at higher outdoor conditions.

Long air throw



An air throw cooling larger spaces and reaching uniformly every corner up to 24m.

OCTA Sensor




Reliable Performance








Series		TOUSHI 5500STXL	TOUSHI PLUS 5500STXL
Model Number	Set	RAS.E518PCDIB1	RAS.V518PCDIBT1
	ODU	RAC.518WCDIE1	RAC.518WCDIE
Star Rating		5	5
ISEER Rating		5.6	5.6
Rated Capacity (Watt)		5000	5000
Max. Capacity (Watt)		5600	5600
Annual Power Consumption (As per BEE Norms) (kWh)		690.72	690.72
Dimensions (WxHxD) (mm)	Indoor	1050 x 294 x 250	1050 x 294 x 250
	Outdoor	800 x 640 x 298	800 x 640 x 298

Toushi & Toushi+ | 闘士 Series Cool Comfort, Smart Savings



Inverter Available in:

-  3.5 kW | 3 Star
-  4.9 kW | 3 Star
-  6.3 kW | 3 Star

- 
100% Inner Grooved Copper Tube
- 
Odour Free air
- 
Silent air
- 
Tropical Design
- 
Stabilizer-Free Operation*
- 
Filter Clean Indicator
- 
On/Off timer with advanced start up

Warranty*

10
Years
Compressor

5
Years
PCB/
Controller


Key Features

Xpandable+



Xpand your comfort

Anti Bacterial Superfine mesh filter



Hitachi air conditioner's unique Superfine mesh filter captures microdust particle and also offers hassle-free cleaning.

4-Way Swing



Better Precision to disperse air to every nook and corner

EEV Precision Cool Technology



Improved performance at higher outdoor conditions.

Ice Clean



Self Clean Technology

OCTA Sensor



Reliable Performance

Series		TOUSHI PLUS 3400SXL	TOUSHI 3400SXL	TOUSHI PLUS 3400SXL	TOUSHI PLUS 3400SXL
Model Number	Set	RAS.E312PCDIB	RAS.D318PCD3BS	RAS.D318PCD3BS1	RAS.E322PCDIB
	ODU	RAC.312WCDIE	RAC.318WCDIE4	RAC.318WCDIE5	RAC.322WCDIE
Star Rating		3	3	3	3
ISEER Rating		4.3	4.3	4.3	4.3
Rated Capacity (Watt)		3516	4900	4900	6340
Max. Capacity (Watt)		3850	5100	5100	6850
Annual Power Consumption (As per BEE Norms)	(kWh)	632.61	881.8	881.8	1140.91
Dimensions (WxHxD) (mm)	Indoor	780 x 280 x 222	950 x 294 x 230	950 x 294 x 230	950 x 294 x 230
	Outdoor	750 x 550 x 290	750 x 550 x 290	750 x 550 x 290	800 x 640 x 298

*T&C apply.

Toushi+ | 闘士 Series Top tier energy efficiency, unmatched comfort



Inverter
Available in:



3.5 kW | 5 Star



100% Inner Grooved Copper Tube



Odour Free air



Silent air



Tropical Design



Stabilizer-Free Operation*



Filter Clean Indicator



On/Off timer with advanced start up

Warranty*

10
Years

Compressor

5
Years

PCB/
Controller

Key Features

Hybrid Convertible



Auto control for ease, manual control when you need it

Ice Clean



Self Clean Technology

4-Way Swing



Better Precision to disperse air to every nook and corner

EEV Precision Cool Technology



Improved performance at higher outdoor conditions.

Long air throw



An air throw cooling larger spaces and reaching uniformly every corner up to 24m.

OCTA Sensor



Reliable Performance

Series		TOUSHI PLUS 5400SXL
Model Number	Set	RAS.E512PCDIB
	ODU	RAC.512WCDIE
Star Rating		5
ISEER Rating		5.6
Rated Capacity (Watt)		3516
Max. Capacity (Watt)		3850
Annual Power Consumption (As per BEE Norms) (kWh)		485.8
Dimensions (WxHxD) (mm)	IDU	780 x 280 x 222
	ODU	750 x 550 x 290

Shizen your perfect partner for year round comfort



Inverter
Available in:



6.4 kW | 3 Star

- 
100% Inner Grooved Copper Tube
- 
Odour Free air
- 
Silent air
- 
Tropical Design
- 
Stabilizer-Free Operation*
- 
Filter Clean Indicator
- 
On/Off timer with advanced start up

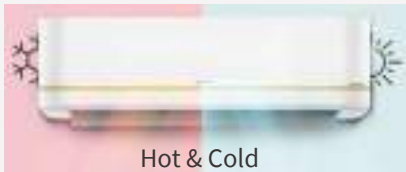
Warranty*

10 Years
Compressor

5 Years
PCB/Controller

Key Features

Ice Clean



Hot & Cold
-15° C to 52° C



Self Clean Technology

Good Sleep Mode




where perfect temperature meets peaceful sleep

EEV Precision Cool Technology



Improved performance at higher outdoor conditions.

Anti Bacterial Superfine mesh filter



Hitachi air conditioner's unique Superfine mesh filter captures microdust particle and also offers hassle-free cleaning.

OCTA Sensor



Reliable Performance

Series		Shizen 4100XHP
Model Number	Set	RMRG422HFXO
	ODU	CM422HFXO
Star Rating		3
ISEER Rating		4.50
Rated Cooling Capacity (Watt)		6400
Rated Heating Capacity (Watt)		7033
Max. Capacity cooling (Watt)		6750
Max capacity Heating (Watt)		7500
Annual Power Consumption (As per BEE Norms) (kWh)		1101.6
Dimensions (WxHxD) (mm)	IDU	997 x 294 x 253
	ODU	792 x 600 x 299

iZen | 怡然 Series your perfect partner for year-round comfort



Inverter Available in:



5 kW | 3 Star



5.1 kW | 4 Star



100% Inner Grooved Copper Tube



Odour Free air



Silent air



Tropical Design



Stabilizer-Free Operation*



Filter Clean Indicator



On/Off timer with advanced start up

Warranty*

10 Years

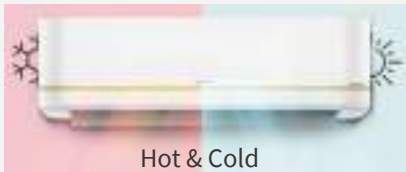
Compressor

5 Years

PCB/Controller

Key Features

Xpandable+



Hot & Cold

-15° C to 54° C



Xpand your comfort

4-Way Swing



Better Precision to disperse air to every nook and corner

EEV Precision Cool Technology



Improved performance at higher outdoor conditions.

Smart View Display



Precise Control Easy Diagnosis

OCTA Sensor



Reliable Performance

Series		IZEN 3500STXL	IZEN 4500STXL
Model No.	Set	RAS.G318PHDIST	RAS.G418PHDIST
	ODU	RAC.318WHDIX	RAC.418WHDIX
Star Rating		3	4
ISEER Rating		4.7	5
Rated Cooling Capacity (Watt)		5000	5100
Rated Heating Capacity (Watt)		5300	5450
Max. Capacity cooling (Watt)		5500	5600
Max capacity Heating (Watt)		5600	6100
Annual Power Consumption (As per BEE Norms) (kWh)		823.31	789.51
Dimensions (WxHxD) (mm)	IDU	950 x 294 x 235	1050 x 294 x 255
	ODU	800 x 640 x 298	800 x 640 x 298

Senpai | 先輩 Series Fast Cooling, reliable performance



Available in:



3.5 kW | 2 Star



5.1 kW | 2 Star



6.3 kW | 1 Star



100% Inner Grooved Copper Tube



Odour Free air



Silent air



Tropical Design



Filter Clean Indicator



On/Off timer with advanced start up

Warranty*

5

Years

1

Year

Compressor Comprehensive Warranty

Key Features

4-Way Swing



Better Precision to disperse air to every nook and corner

Good Sleep Mode




where perfect temperature meets peaceful sleep

NanoTech Ultra Coating



Anticorrosive coating

Anti Bacterial Superfine mesh filter



Hitachi air conditioner's unique Superfine mesh filter captures microdust particle and also offers hassle-free cleaning.

Filter Clean Indicator



A unique alert reminds you to clean the filter at regular intervals, ensuring powerful cooling all the time.

Series		SENPAI 3200FL	SENPAI 3200FL	SENPAI 3200FL
Model Number	Set	RAS.B312PCAIBA1	RAS.B318PCAIBA1	RAS.B322PCAIBA1
	ODU	RAC.312WCAID	RAC.318WCAID	RAC.222WCA
Star Rating		2	2	1
ISEER Rating		3.85	3.82	3.75
Rated Capacity (Watt)		3517	5130	6350
Annual Power Consumption (As per BEE Norms) (kWh)		706	1039.62	1310.56
Dimensions (WxHxD) (mm)	Indoor	780 x 280 x 222	1050 x 294 x 250	1050 x 294 x 250
	Outdoor	658 x 530 x 274	750 x 550 x 290	800 x 640 x 298

Shizuka | 静か Series Easy to install, quick to cool!



Inverter
Available in:



5 kW | 3 Star



5 kW | 5 Star



100% Inner Grooved Copper Tube



Odour Free air



Silent air



Tropical Design



Stabilizer-Free Operation*



Filter Clean Indicator



On/Off timer with advanced start up

Warranty*

10
Years

Compressor

5
Years

PCB/
Controller

Key Features

Auto restart



Automatic restart function for increased comfort and safety

EEV Precision Cool Technology*¹



Improved performance at higher outdoor conditions.

On / Off Timer



Effortless comfort scheduling

Auto Fan speed



Adaptive airflow for smart cooling

Series		SHIZUKA	SHIZUKA
Model Number	Set	RAW318HIEO	RAW518HIEO
Star Rating		3	5
ISEER Rating		3.3	3.7
Rated Capacity (Watt)		5000	5000
Max. Capacity (Watt)		5300	5300
Annual Power Consumption (As per BEE Norms) (kWh)		1172.92	1045.64

Kaze Plus | 風 Series Easy to install, quick to cool!



Available in:



4.9 kW | 3 Star



100% Inner Grooved Copper Tube



Odour Free air



Silent air



Tropical Design



Filter Clean Indicator



On/Off timer with advanced start up

Warranty*

5
Years

1
Year

Compressor Comprehensive Warranty

Key Features

Auto restart



Automatic restart function for increased comfort and safety

Filter Clean Indicator



A unique alert reminds you to clean the filter at regular intervals, ensuring powerful cooling all the time.

On / Off Timer



Effortless comfort scheduling

Auto Fan speed



Adaptive airflow for smart cooling

Series		NEW KAZE PLUS
Model Number	Set	RAW318HIDO
Star Rating		3
ISEER Rating		3.3
Rated Capacity (Watt)		4980
Annual Power Consumption (As per BEE Norms)	(kWh)	1168.13

Bosch Home Comfort India Ltd.
(Formerly known as Johnson Controls-Hitachi Air Conditioning India Ltd.)
www.hitachiaircon.com

Bosch Home Comfort Group is a trademark
Licensee of Hitachi, Ltd.

HEAD OFFICE & WORKS
Hitachi Complex, Karan Nagar, Kadi,
Distt.- Mehsana - 384440, Gujarat, India.

Email: sales@bosch-hcgroup.com
Website: www.hitachiaircon.com/in

REGISTERED OFFICE
9th Floor, Abhijeet – I, Mithakhali Six Roads,
Ahmedabad – 380 006, Gujarat, India.

T - +91-79-26402024
CIN No. L29300GJ1984PLC007470

Join us at:  <https://www.facebook.com/hitachicoolingandheatingindia>  <https://www.youtube.com/c/HitachiCoolingHeatingIndia>  <https://www.linkedin.com/company/hitachi-cooling-and-heating-india/>

 Live Chat at www.hitachiaircon.com/in  Hitachi India Customer Care  

The product specifications may change without prior notice to allow Bosch Home Comfort India Ltd. to incorporate the latest innovations for its customers. The information/recommendations contained in this catalogue are merely suggestive. Bosch Home Comfort India Ltd. declines any responsibility in the broadest sense, for any loss/damage, direct or indirect, arising from the use and/or interpretation of the recommendations in this catalogue. Reference to cooling capacity in TR or Tr. is in general parlance for Tonnage Class only. For exact cooling capacity in Watts, kindly refer specifications sheet.

For further details on T&C and disclaimer in the entire brochure please refer to our company website.

Discover Hitachi Cooling & Heating products accompanied by best service at your nearest dealer/retail outlet.